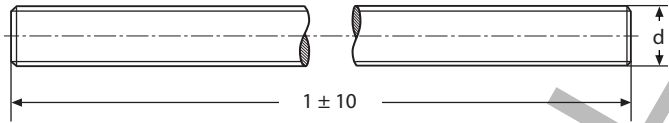
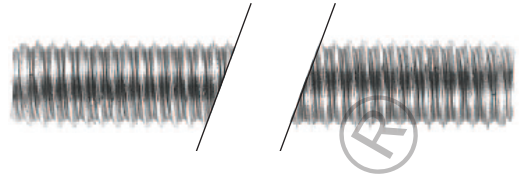



DIN 975



Pręt gwintowany A2 / A4

d			
	l = 1000mm	l = 2000mm	l = 3000mm
M 2	20		
M 2,5	20		
M 3	100		
M 4	100		
M 5	100		
M 6	100	20	20
M 8	50	20	20
M 10	25	10	10
M 12	20	10	10
M 14	10	10	10
M 16	10	5	5
M 18	10	5	5
M 20	5	1	1
M 22	5	1	1
M 24	5	1	1
M 27	5	1	1
M 30	5	1	1
M 33	5	1	1
M 36	5	1	1
M 39	5	1	1
M 42	5	1	1
M 45	5	1	1
M 48	5		
M 52	1		