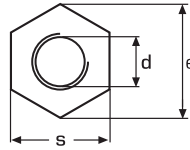
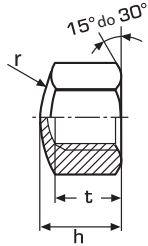



DIN 917

PN 82182



Nakrętka sześciokątna
„ślepa”
A2 / A4

d	h	t	r	e	s	
M 3	4,0		6	6,01	5,5	200
M 4	5,5	4,16 - 4,64	8	7,66	7,0	200
M 5	7,0	4,96 - 5,44	10	8,79	8,0	200
M 6	9,0	6,71 - 7,29	12	11,05	10,0	200
M 8	12,0	9,21 - 9,79	15	14,38	13,0	200
M 10	14,0	10,65 - 11,35	20	17,77	17,0	100
M 12	16,0	13,15 - 13,85	25	20,03	19,0	100
M 14	18,0	14,65 - 15,35	28	23,35	22,0	50
M 16	20,0	16,65 - 17,35	30	26,75	24,0	50
M 18	22,0	18,58 - 19,42	32	29,56	27,0	50
M 20	25,0	20,58 - 21,42	35	32,95	30,0	50
M 22	28,0	21,58 - 22,42	35	35,03	34,0	25
M 24	30,0	23,58 - 24,42	40	39,55	36,0	10
M 27	32,0	25,58 - 26,42	50	45,20	41,0	10
M 30	34,0	27,58 - 28,42	60	50,85	46,0	10